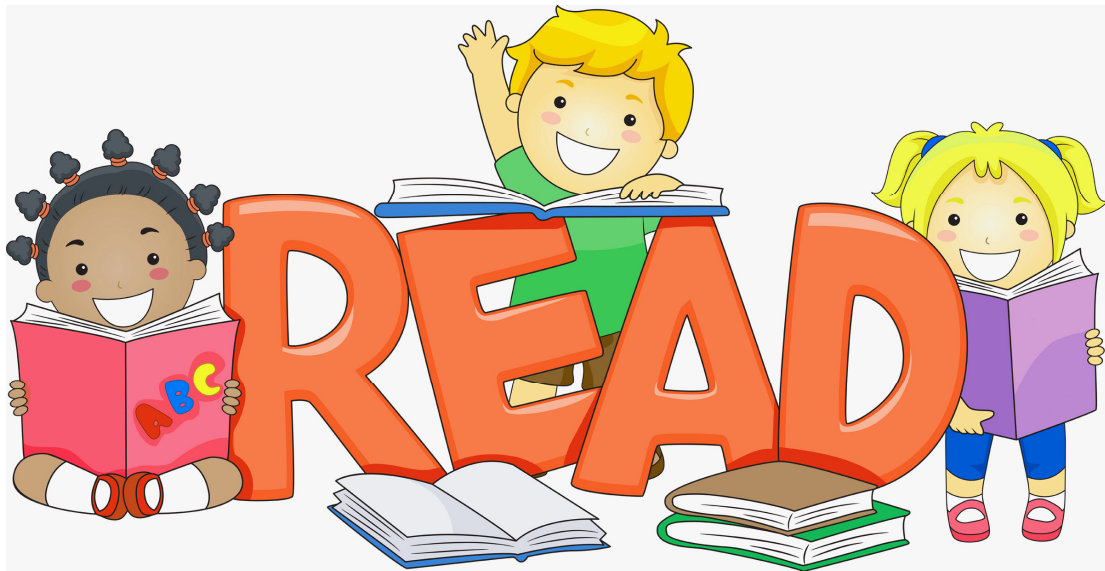


National Curriculum Year 1 Reading Skills Booklet 1



Name.....

Name of Activity	Area of Study	National Curriculum References:	Achieved / Not achieved
Autumn Leaves How do they move? Oreg the Alien?	Words in context Comprehension: draw on knowledge of vocabulary to understand texts.	<ul style="list-style-type: none"> • discuss word meanings, linking new meanings to those already known. • develop pleasure in reading, motivation to read, vocabulary and understanding by: listening to and discussing a wide range of poems, stories and non-fiction at a level beyond that at which they can read independently. 	
Village Map Back to School Dinosaurs	Retrieving/recording information Comprehension: identify/explain key aspects of fiction and non-fiction texts, such as characters, events, titles and information.	<ul style="list-style-type: none"> • Answering and asking questions • Explain and discuss their understanding of books, poems and other material, both those that they listen to and those that they read for themselves • Retrieving and recording information 	
Sort it out	Sequencing of events Comprehension: identify and explain the sequence of events in texts.	<ul style="list-style-type: none"> • Discussing the sequence of events in books and how items of information are related • Checking that the text makes sense to them as they read and correcting inaccurate hearing 	
What are they eating? Where are they?	Inferences Inferences: Make inferences from texts.	<ul style="list-style-type: none"> • Making inferences on the basis of what is being said and done. 	
What happened next?	Prediction Making inference: predict what might happen on the basis of what has been read so far.	<ul style="list-style-type: none"> • Predicting what might happen on the basis of what has been read so far. 	

Autumn Leaves

The sentences below have a word missing. Choose the correct words from the list to complete the sentences.

conkers bonfire excited bangs falling golden frost

1. Autumn is when the leaves start _____ from the trees.
2. I have been collecting _____ from the horse-chestnut tree.
3. There is a lovely smell coming from Grandma's smoky _____.
4. The fallen leaves on the path are a beautiful _____ brown colour.
5. I'm starting to feel _____ because soon it will be Bonfire Night.
6. My dog, Sasha, gets a bit frightened by all the _____ on November 5th.
7. I really like it when there is a first _____ and everywhere looks icy and white.

How do they move?

Read the sentences below and draw a circle round the correct movement word for each animal.

1. In the garden, the butterflies... **gallop** **flutter**
2. On the leaf, the caterpillars... **swing** **wriggle**
3. In the pond, the goldfish... **swim** **swoop**
4. On the river, the ducks... **flutter** **paddle**
5. In the field, the horses... **gallop** **crawl**
6. Above the mountains, the eagles... **wriggle** **glide**
7. In the trees, the monkeys... **swing** **run**
8. Through the grass, the snakes... **hop** **slither**

Oreg the Alien?

Oreg the Alien has written some sentences about himself but the words in **bold** have been written in his own alien language (Oregian). Can you work out what the Oregian words would be in English?

Write down what you think they are on the dotted lines.

I like to **piffle** in the sea when I go to the seaside.

.....

When I landed on Earth, my **clickit** crashed into a pond.


.....

In the morning, I see lots of children waiting for a **bibble** to take them to school.

.....

I lost the remote-control so now I can't turn on my **crichgog**.

.....



I sat on my **goggypecs** and broke them, now I can't see.

.....

I accidentally left the bath **blig** running and now there is water everywhere.

.....

I did a pencil sketch of my pet cat but I made a mistake, so now I need a **feepot** to put it right.

.....

Sometimes I prefer to have no **mooj** in my tea, I like to drink it black.

.....

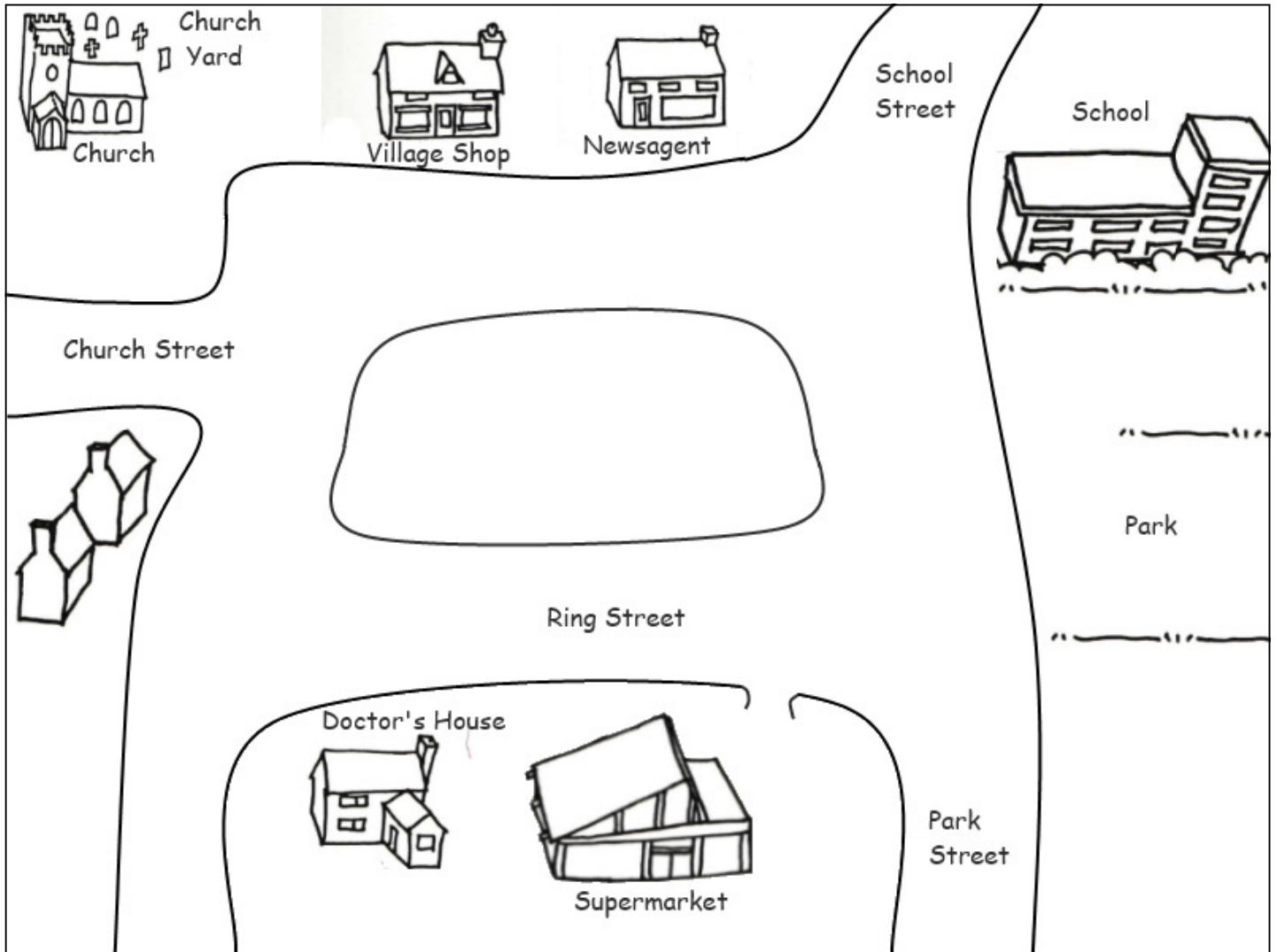
To fix my spaceship, I need some wood, some nails and a **whispot** to bang them in.

.....

I always brush my **piggles** before I go to bed.

.....

Village Map



Answer the questions below:

1. What is behind the park? _____
2. What is to the right of the village shop? _____
3. What is behind the church? _____
4. What is to the left of the supermarket? _____
5. Is the church next to the school? _____
6. What is the name of the street where the supermarket entrance is? _____

Back to School

Olive and Patrick are thinking about what they will need for their return to school after the summer holidays. Read what they are thinking, then fill in what is missing from the lists below.

I will need a new pair of shorts, a jumper and some white socks.
I will also need another pencil, a rubber and some wax crayons.

I will need new shirt, a jacket and some trainers. I will also need a pencil case, some felt pens and a pencil sharpener.



jumper

white socks

new shirt

trainers

pencil

wax crayons

felt pens

pencil case

Dinosaurs


Read the information about dinosaurs and answer the questions below.

How big were dinosaurs?

Dinosaurs came in all shapes and sizes. Some were as tall as a house. Others weighed more than six elephants. But there were also dinosaurs that weighed less than a cat. They were so small that you could have held them in your arms.

The *seismosaurus* was the longest dinosaur. It was about half as long as a football field.

The *compsognathus* was the smallest dinosaur. It was about the same size of a chicken.



Seismosaurus



Compsognathus

1. How tall could dinosaurs be?

2. How many elephants could a dinosaur weigh?

3. Which dinosaur could be half as long as a football field?

4. Which kind of dinosaur could be about the same size as a chicken?

Sort it out!

Below are sets of instructions for a variety of activities. Unfortunately, the instructions have become muddled and it is your job to number each of the instructions so that the activity can be carried out successfully.

Getting up in the morning

	Have a wash.
	Go to school.
	Get out of bed.
	Get dressed.
	Eat breakfast.

Brushing teeth

	Brush up and down and all the way around your mouth.
	Put the toothbrush in your mouth.
	Squeeze some toothpaste onto your toothbrush.
	Wash your toothbrush.
	Rinse your mouth with either mouth-wash or water.

Sort it out! (continued)

Making buttered toast

	Cut the toast in half using a knife.
	Place the toast on a plate.
	Get a slice of bread.
	Place the bread in the toaster.
	Plug the toaster in and switch it on.
	Push the handle down to lower the toast.
	Take the toast out of the toaster.
	Spread some butter on the toast using a knife.
	Wait a few minutes for the toast to pop up out of the toaster.

What are they eating?

You can tell what the people are eating by reading the clues in the text. Write the names of the foods/drinks on the dotted lines. The list on the right will help you.

1. Alice sipped her
carefully because it was very hot.
2. Peter took a big bite out of his lovely
crunchy
3. John had to eat his
very quickly, before it started to melt.
4. The children giggled as they watched
their wobble.
5. "Be sure to eat all your crusts." said mum
as she gave Peter his
6. Every morning, old Mrs Miskin looked
forward to a breakfast of soft
..... and toast fingers.
7. Bobby carefully peeled the yellow skin off
his and tossed it
into the bin.

ice lolly

cup of tea

sandwich

boiled eggs

banana

jelly

apple

Where are they?

You can tell where things and people are by reading the clues in the text. Read each of the passages below and write where you think the passage is happening. The list of words on the right may help you.

1. John and Jane built a huge sandcastle while their older brother, Tom, spent his time collecting shells.

Where are they?.....

2. Adam was so thrilled when he saw all the exciting rides. The first thing he wanted to do was have a go on the Big Wheel.

Where are they?

3. "I'm tired of looking at the reptiles mum. Please can we go and see the lions now?" asked Bobby.

Where are they?

4. Jake and Sammy were so excited to see their favourite player score the winning goal.

Where are they?

The zoo

A football match

The seaside

The fairground

What happened next?

You can often guess what might happen next by thinking carefully about what has already happened.

Read the passages below and write down what you think might happen next.

1. The tired old tree began to sway to and fro as the wind grew stronger. Its branches started to creak and groan and then, suddenly...

.....

.....

2. Leon had spent all morning building a really tall tower out of Lego. Just as he was about to place the last piece of Lego on top of the tower, his little brother burst into the room on his toy tractor and...

.....

.....

3. Jimmy had left his toy car on the kitchen floor. When mum came in carrying a big tray of eggs, she accidentally stepped on the toy car and...

.....

.....

What happened next? (continued)

4. Mum carefully placed the cake into the oven and went into the living room to watch her favourite TV programme. After a few minutes, she dozed off to sleep...

.....

.....

5. Poppy and Pat were very excited about going on a picnic. As they carefully laid out their delicious picnic food they noticed a huge black cloud moving across the sky...

.....

.....

6. It was the school sports day and Alfie felt sure he would win the running race. "On your marks, set, go!" shouted the teacher and off everyone went. Alfie was in the lead but just as he was approaching the finishing line, one of his shoelaces came undone and...

.....

.....